

WEST LONDON
CAREERS HUB



West London Careers Hub
delivered by
Education Development Trust

WEST LONDON CAREERS HUB

Hillingdon Institutions – Overview

- Total institutions in Hillingdon: 29
- Mainstream institutions: 22
- AP: 1
- SEND: 5
- Further Education: 1



WEST LONDON CAREERS HUB

Mainstream

Hub Data

Hub: London LEP - West London Alliance | Enterprise Coordinator: Maliha Baig | Current CEC Type: All | Data as of end of August 2023

Min Institutions in Network
(Grant offer letter coverage)

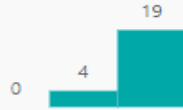
173

Institutions - in hub

23

Hub Compass return progress

● Before Last Term ● Last Term ● This Term



FSQ Completion by number of institutions and Pupils

No of institutions | No of Pupils

Hubs matched this acad yr

21

% of Required institutions
matched this year
91%

Hub Institutions matched this academic year

● Not Received Support ● Received Support



BM Performance

All hub institutions in the network to fully achieve at least 3 benchmarks

Number of BMs Achieved

BMs	Institutions	% of total
1	3	13%
2	2	9%
3	3	13%
5	5	22%
6	3	13%
7	3	13%
8	4	17%
Total	23	100%

Floor Targets

Floor Targets

Achieving
 Barnhill Community High

BM required to reach Target

8

Hub institutions to achieve an average of at least 5 BMs fully achieved

Average BMs Achieved

4.9

National Avg BMs Achieved

4.7

EstablishmentName

- Barnhill Community High School
- Bishop Ramsey Church of England School
- Bishopshalt School
- De Salis Studio College
- Global Academy
- Guru Nanak Sikh Academy
- Harlington School
- Haydon School
- Hewens College
- Northwood School
- Oak Wood School

Compass+ onboarding

90% of compatible Hub schools should move to Compass +
75% of Compass+ users should be frequent users

Currently C+ Onboarded vs Onboarding target (Hubs)



Hub Compass+ Usage

Frequent User
 15 or more Activities
 Other

Hub C+ Status

Not Started | 5
 On Compass+ | 17

80% of hub institutions to fully achieve benchmark 1

Clear evidence of progress in BM5 and 6 to be made throughout the year (based on August 2022)

Quartile data represents local performance in relation to 45 Hubs (1 = higher ranked quartile, 4 = lower ranked quartile)

Performance	BM1	Performance	BM2	Performance	BM3	Performance	BM4	Performance	BM5	Performance	BM6	Performance	BM7	Performance	BM8
Achieved	47.83%	Achieved	65.22%	Achieved	60.87%	Achieved	69.57%	Achieved	78.26%	Achieved	52.17%	Achieved	47.83%	Achieved	65.22%
Partially Achieved	52.17%	Partially Achieved	34.78%	Partially Achieved	39.13%	Partially Achieved	30.43%	Partially Achieved	21.74%	Partially Achieved	47.83%	Partially Achieved	52.17%	Partially Achieved	34.78%

When sharing performance data, data for individual schools' performance should always be aggregated with at least 10 institutions' data as per the School MoU

Quartile	National	Target	Quartile	National	Quartile	National	Quartile	National	Quartile	National	Target	Quartile	National	Target	Quartile	National
4	66.2%	80.00%	4	81.5%	3	54.2%	4	76.4%	3	80.1%	67.7%	4	64.0%	41.5%	4	52.3%

WEST LONDON CAREERS HUB

SEND

Hub Data

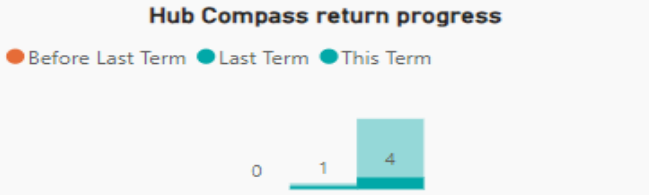
Hub: London LEP - West London Alliance | Enterprise Coordinator: All | Current CEC Type: SEND | Data as of end of August 2023

Min Institutions in Network
(Grant offer letter coverage)

173

Institutions - in hub

5



FSQ Completion by number of institutions and Pupils

No of institutions | No of Pupils

Hubs matched this acad yr

5

% of Required institutions matched this year

100%



BM Performance

All hub institutions in the network to fully achieve at least 3 benchmarks

Number of BMs Achieved

BMs	Institutions	% of total
0	1	20%
4	2	40%
8	2	40%
Total	5	100%

Floor Targets

Floor Targets	Inst.	% of total
Achieving	4	80%
Failing	1	20%

BM Target

3

Hub institutions to achieve an average of at least 5 BMs fully achieved

Average BMs Achieved

4.8

National Avg BMs Achieved

6.7

- ### EstablishmentName
- Belvue School
 - BeyondAutism Post-19
 - Cambridge School
 - Great Oaks Charitable Trust T/A Great Oaks College
 - Green Corridor
 - John Chilton School
 - Kingsley High School
 - Kisharon School
 - Marjory Kinnon School
 - Meadow High School
 - Moorcroft School

Compass+ onboarding

90% of compatible Hub schools should move to Compass+
75% of Compass+ users should be frequent users

Currently C+ Onboarded vs Onboarding target (Hubs)



Hub Compass+ Usage

Usage	Inst.
Frequent User	1
Infrequent user (logged in in last 60 days)	1
Infrequent user (not logged in in last 60 days)	1

Hub C+ Status

Status	Inst.
Not Started	1
On Compass+	2

80% of hub institutions to fully achieve benchmark 1

Clear evidence of progress in BM5 and 6 to be made throughout the year (based on August 2022)

Quartile data represents local performance in relation to 45 Hubs (1 = higher ranked quartile, 4 = lower ranked quartile)

Performance	BM1
Achieved	60.00%
Partially Achieved	40.00%

Performance	BM2
Achieved	80.00%
Partially Achieved	20.00%

Performance	BM3
Achieved	40.00%
Partially Achieved	60.00%

Performance	BM4
Achieved	60.00%
Partially Achieved	40.00%

Performance	BM5
Achieved	80.00%
Not Achieved	20.00%

Performance	BM6
Achieved	60.00%
Partially Achieved	40.00%

Performance	BM7
Achieved	40.00%
Partially Achieved	60.00%

Performance	BM8
Achieved	60.00%
Not Achieved	20.00%
Partially Achieved	20.00%

Quartile	National	Target
4	66.2%	80.00%

Quartile	National
4	81.5%

Quartile	National
3	54.2%

Quartile	National
4	76.4%

Quartile	National	Target
3	80.1%	67.7%

Quartile	National	Target
4	64.0%	41.5%

Quartile	National
4	52.3%

Quartile	National
4	75.2%

When sharing performance data, data for individual schools' performance should always be aggregated with at least 10 institutions' data as per the School MoU

BM Performance Over time

Hub

London LEP - West London Alliance

Enterprise Coordinator

Maliha Baig

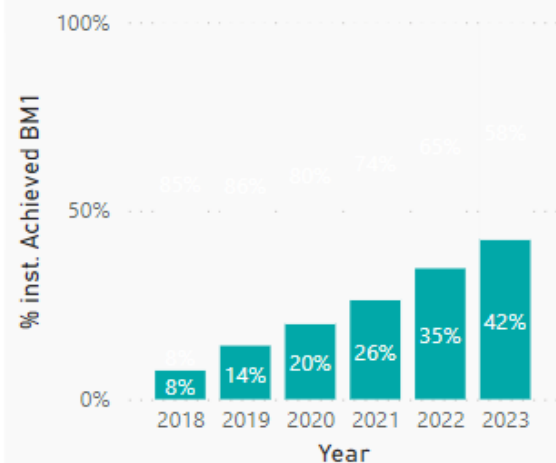
Current CEC Type

All

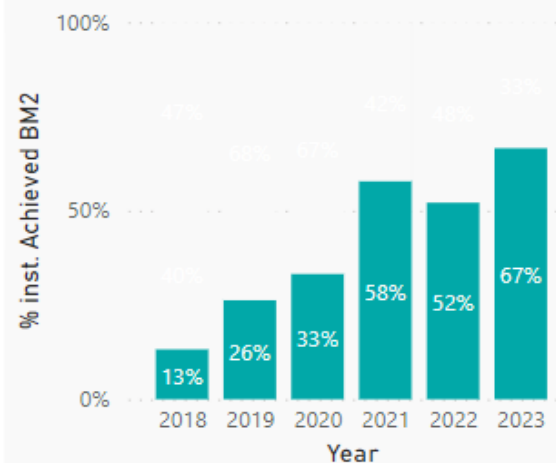
Data as of end of August 2023



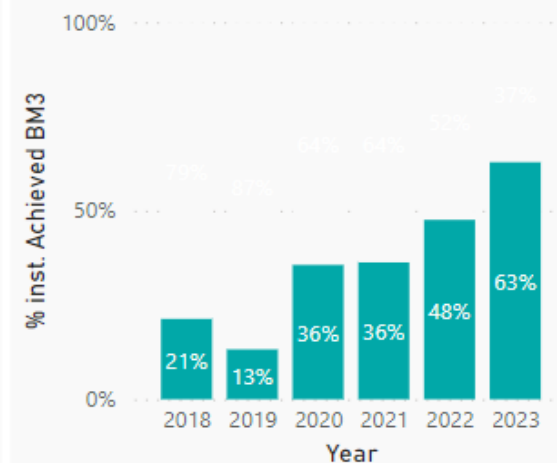
BM1 % Achievement by Year



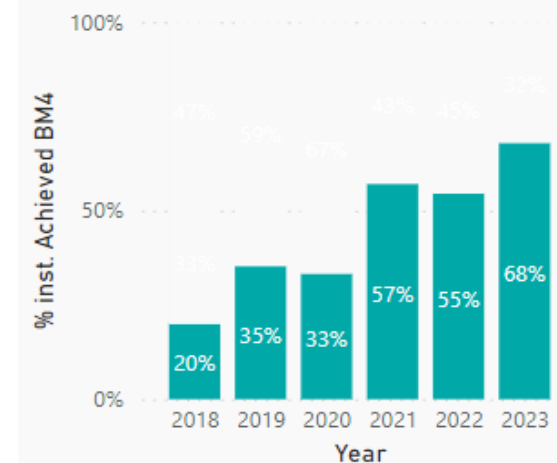
BM2 % Achievement by Year



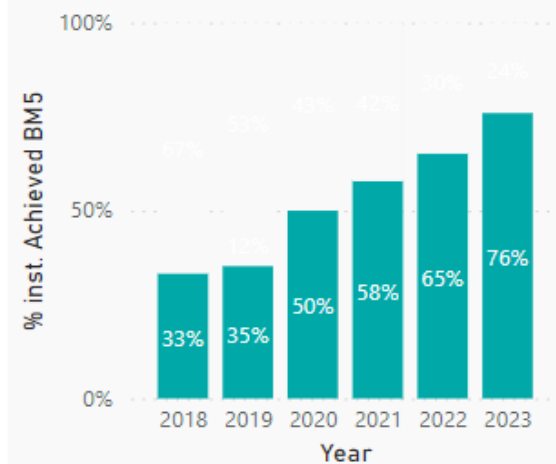
BM3 % Achievement by Year



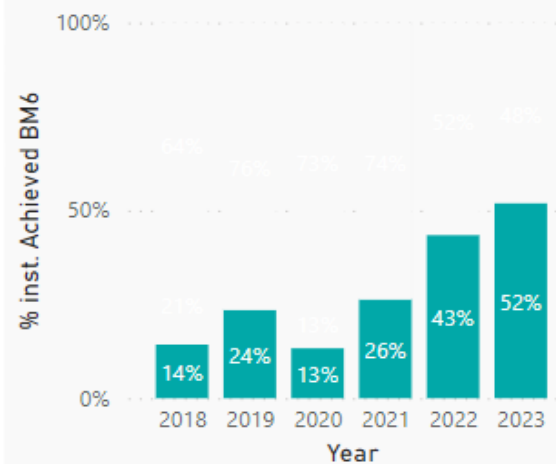
BM4 % Achievement by Year



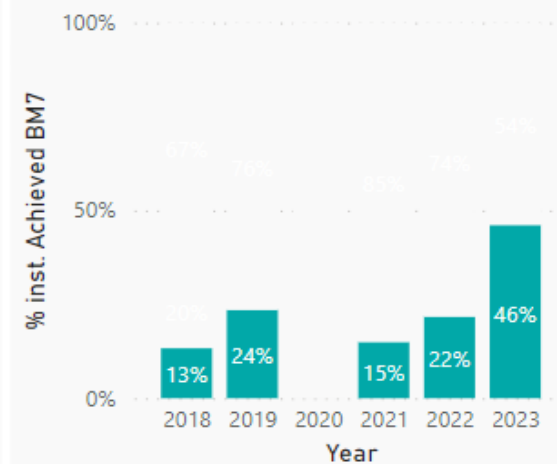
BM5 % Achievement by Year



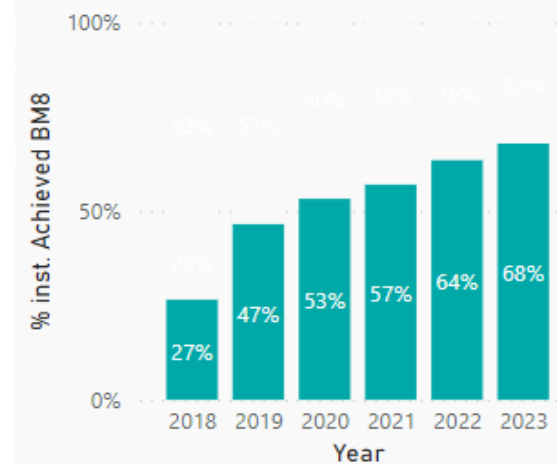
BM6 % Achievement by Year



BM7 % Achievement by Year



BM8 % Achievement by Year



The visuals above show benchmark performance over time using compass returns in each calendar year. Where multiple returns are made in a year, Benchmark data is taken from the best compass score in the year, which may not be the last one. We recognise this is a different way of looking at the data, but we wanted to recognise the high point. Any comments or suggestions can be sent to mabsari@careersandenterprise.co.uk

What is the Data telling us?

Findings:

Fully achieving 3 or more GBMs: 25

Fully achieving all 8 GBMS: 6

FSQ completions: 0

EA matching: 26

GBM 1 – A stable careers programme

Identified area for improvement:

- Is on the school's website with information aimed specifically at: Teachers
- Is evaluated using systematic feedback – Employers – Parents/Carers

GBM 6 – Experiences of workplaces

Identified area for improvement:

- Have had a meaningful experience of a workplace by the end of year 11

GBM 7 – Encounters with further and higher education

Identified area for improvement:

- Have had meaningful encounters with independent training providers

Term 1	Term 2	Term 3
<ul style="list-style-type: none"> • Compass+ upgrades (6) • FSQ completions (17 – Year 7) • Invite to CPD sessions (7th Nov) • Promote CEC Digital CPDs • Invite to existing working group 	<ul style="list-style-type: none"> • If any continue to work on upgrading • FSQ completions (6 – Year 7, 11 & 13) • FSQ completions (17 – Year 11 & 13) 	<p>FSQ completions – any outstanding</p>
<ul style="list-style-type: none"> • Compass Evaluations (23) – prioritising those 2 schools that did not complete last Summer Term (Northwood and UTC) • Work with schools to close the gap from their Summer term compass results and revisit their new careers programme • Identify and obtain new CL details (3) • Invite and promote CL training for new and existing CLs • Attend LBH CL Meeting (17.10.23) to provide feedback to schools and have open discussion around strengths and areas for improvement 	<ul style="list-style-type: none"> • Compass Evaluations (23) • Identify gaps from last terms evaluations and work with schools • Continue to promote CL training and CEC Digital CPDs • Attend LBH CL Meeting and follow up on discussions carried out in last meeting to see if discussions/findings assisted. 	<ul style="list-style-type: none"> • Compass Evaluations (23) • Identify gaps from last terms evaluations and work with schools • Continue to promote CL training and CEC Digital CPDs • Attend LBH CL Meeting • Achieved target KPIs
<ul style="list-style-type: none"> • GBM 1 – Provide good examples of Careers websites and best practice when asking for evaluations • GBM 6 & 7 – Advise and point institutions in the right direction and resources available to assist (Encounters/ITP). • Utilise EAs and ensure that existing EAs are in contact with their matched schools 	<ul style="list-style-type: none"> • Continue work on GBM 1,6 & 7 • Continue to work with individual schools and their lower GBMs • Promote Apprenticeship (5th-11th Feb 2024) and Careers Week (4th-9th March 2024) • Utilise EAs and contacts across the institutions to assist with GBMs 	<ul style="list-style-type: none"> • Continue work on GBM 1,6 & 7 • Utilise EAs and contacts across the institutions to assist with GBMs

What is Compass?

Compass is a free tool for schools and colleges in England, that quickly and easily help self evaluate careers activities against the eight benchmarks of best practice – known as the Gatsby Benchmarks.

Features and benefits:

- Evaluate career activities in as little as 30 minutes
- Compare the school against each of the eight Gatsby Benchmarks
- Identify areas for improvement, with resources to help them get there
- They can use their results as the basis for your careers plan for the year

What is Compass+?

With Compass+ the institutes can benchmark, manage, track and report on their school's careers provision at individual student level. It's available to eligible secondary schools, special schools, sixth-forms and PRUs in England. Eligible schools using Compass can log in to their account and upgrade to Compass+.

Once populated with student data, Compass+ provides features that assist a school to do the following:

- Assess their school's careers provision against the Gatsby Benchmarks
- Track individual students' careers interests and intended destinations (what they plan to do after leaving school)
- Track individual students' actual destinations (what they do for 3 years after leaving the school)
- Plan and track careers activities for individual students
- Input and store details of third-party organisations and contacts that can support their school with careers provision

What is the Future Skills Questionnaire – FSQ?

It gives learners the opportunity to reflect on their career-related knowledge and skills.

The Future Skills Questionnaire (FSQ) is designed to capture the learning outcomes of careers guidance based on learner perceptions, so is not appropriate as a pre-/post-measure for individual career activities.

The FSQ covers careers knowledge and skills and skills for life and work, with versions tailored for key transition points throughout secondary education and students with SEND.

The questions are mapped against the Gatsby Benchmarks, learning outcomes from the CDI framework and the Skills Builder framework for essential skills.