

QUARTERLY SCHOOL PLACE PLANNING UPDATE

Committee name	Residents, Education & Environmental Services Policy Overview Committee
Officer reporting	Dan Kennedy, Residents Services Sarah Phillips, Residents Services
Papers with report	None
Ward	All

HEADLINES

The purpose of this report is to provide the Residents, Education & Environmental Services Policy Overview Committee with an update on school places planning, including the latest available information on school rolls.

Overall, there has been a slight drop in the number of primary aged school pupils registered to attend a school in Hillingdon during the Autumn-term. In part, this is thought to be related to the impact of the public health pandemic as more parents / carers have elected to home educate their children, or more families have moved out of London to return home or secure employment. This change will be kept under review. Children who are being home educated may return to school when the threat of the pandemic has subsided.

At the secondary stages, the number of children on roll has increased in line with projections. Further work is underway on the future planning to meet the forecast need for additional secondary school places. There will be sufficient secondary Year 7 places for all pupils applying in 2021.

In terms of meeting the needs of pupils with additional needs, a forward programme of capital works to schools in the Borough is being progressed.

Covid-19 has led to greater pupil movements in and out of all year groups and specific schools, adding greater uncertainty to forecasting the need for school places.

RECOMMENDATIONS:

That the Committee:

1. Note the update presented in this report.
2. Note that officers will provide an update at the meeting about actions to respond to the pockets of surplus places in a small number of primary schools, given the changing picture of pupils on school rolls due to the public health pandemic.

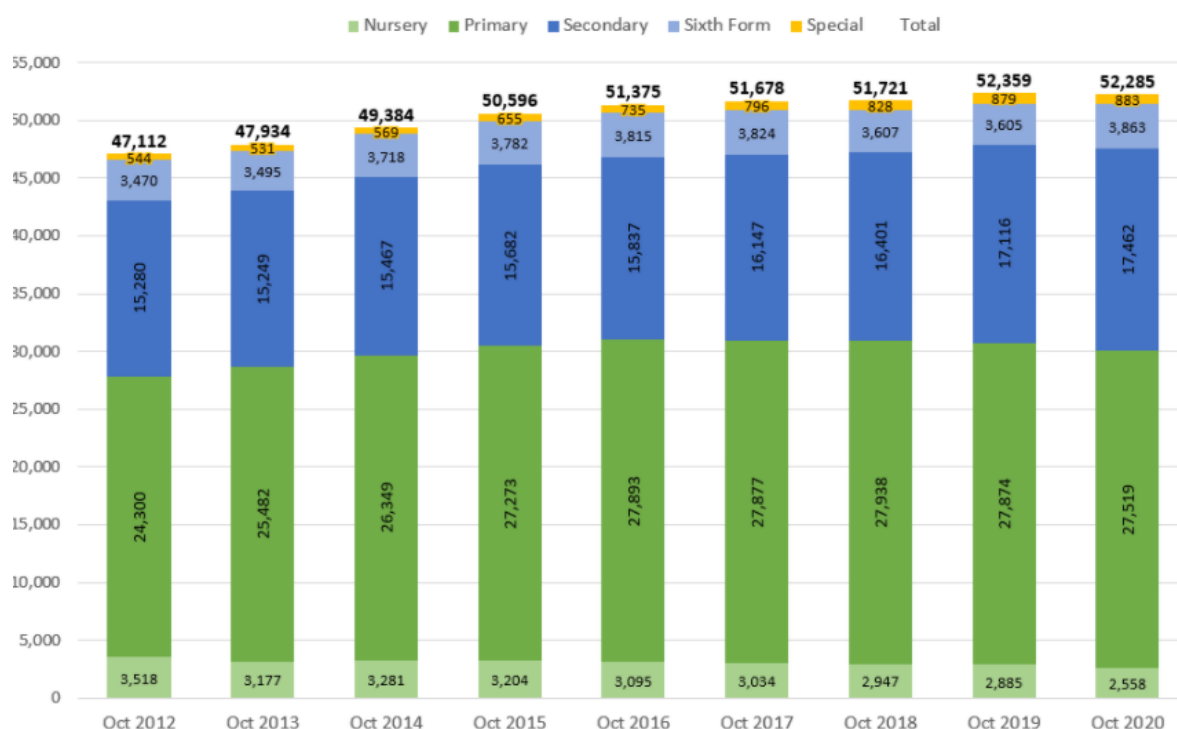
3. Question officers about the update.

SUPPORTING INFORMATION

Pupils on Roll – October 2020

4. The October 2020 school census is the first census since January 2020, with others cancelled due to the public health pandemic. Hillingdon has the seventh highest number of pupils of the 32 London boroughs. The number in secondary, special and sixth forms have all continued to rise, but the total number of pupils has slightly fallen due to a decline in nursery and primary pupils as shown in Table 1 below. It is also thought that the pandemic, including the economic impact on some sectors, has led to some families leaving London / the UK which has also contributed to the slight reduction in pupil numbers in the primary sector.
5. In line with many other Boroughs, there has been a sharp increase in the number of pupils whose parents / carers have elected to home education them. This is apparent across all year groups. The number of parents requesting elective home education (EHE) had risen to 337 at the end of December 2020 between Reception to Year 13 with around 30 in each year group. It is possible some of these may decide in future to request places in schools.

Table 1 Pupils in Hillingdon schools, October Census 2012- 2020



Primary School Rolls, Projections and Proposed Actions

6. From an analysis of the recently made available October 2020 school census data, there is a slight decline on last year. However, the total size of each of the seven statutory year groups are similar, as shown in the table below, though each school has a different pattern.

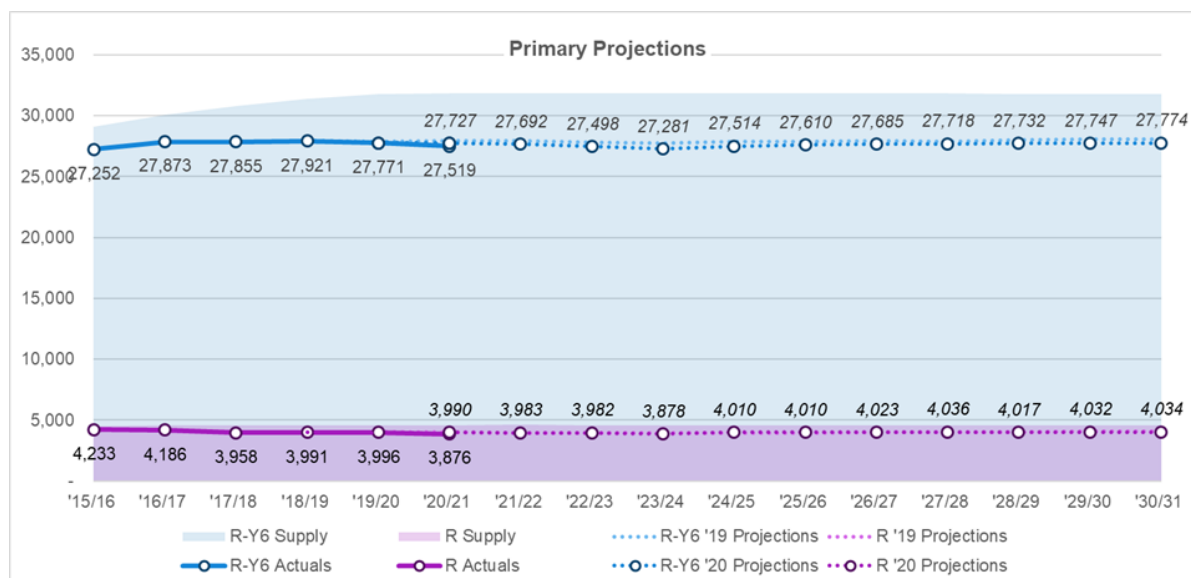
Table 2 Primary pupils in October census year by type of school and year group

Type of Primary School	N2	N1	R	1	2	3	4	5	6	Total
Infant	784		1,024	1,074	1,085					3,967
Junior						957	1,003	1,024	917	3,901
Primary (I&J)*	1,629	31	2,852	2,871	2,871	2,899	2,999	2,992	2,844	21,988
All Primary phase	2,413	31	3,876	3,945	3,956	3,856	4,002	4,016	3,761	29,856

*This also includes the primary phase at Guru Nanak School.

7. Projections indicate total primary rolls will slightly decline to 2023-24 before starting to rise again. The level of unused spaces has grown and will continue to be higher than is needed to enable in-year movement. The table below shows that primary rolls peaked in 2018-19 but the October 2020 total primary roll is still higher than in 2015, but the reception intake is lower.

Table 3 Primary school actual rolls October 2015-2020 and projections to 2030



8. London place-planning officers have met with the DfE recently and all shared concerns that rolls have been affected by Covid. The DfE seems sympathetic to supporting more one-year variations where supporting evidence is provided. Compared to Hillingdon, most of London has experienced greater loss of pupils across all year groups as families have moved away due to Covid and Brexit. However, this availability of spaces to the east of the Hillingdon Borough could impact on parental choices.

Secondary School Place Planning

Secondary Rolls, Projections and Actions

9. The October 2020 census shows a rise in secondary numbers (604 more than 2019). In general rolls are rising each year but the Year 7 roll is lower than when offers were made, reflecting some of the turbulence of the pandemic, as shown in the Table 2 below.

Table 4 October 2020 Census Secondary Year group totals

Year Group	7	8	9	10	11	Y7-11	12	13	Total
All 18 Schools:	3,608	3,651	3,405	3,428	3,355	17,447	2,095	1,754	21,296

10. Officers are liaising with DfE and relevant schools to provide support. The key issues are:
- The Year 7 roll in October 2020 was 68 below the number of offers made on National Offer Day. After considerable movement between schools, the reductions have concentrated in five schools. Of these, two are improving and slowly building up their roll but two face challenges of overall very low numbers and over 30% vacancies in current Year 7. The fifth had been over-full on National Offer Day and is full in other year groups. Meetings are planned to discuss preferences for 2021 and support in the new year with relevant Trusts and the DfE.
 - There is a marked overall increase in sixth form rolls, as many of the secondary schools and the two UTCs have admitted a larger Year 12 (8.4% higher overall than last year). This reflects a positive choice by students, in part to move on from the Covid disruption that year group has experienced, including to their GCSEs. The Year 12 average size is 105. Two are over 200 but two are under 20 and one studio college has no sixth form.
 - Two secondary schools, both studio schools and both UTCs each have under 420 pupils, which is challenging for financial and curriculum delivery. Together these six schools have the largest concentrations of surplus places and have low parental preferences. The two UTCs have grown in Year 12 and serve a far wider area, with only 30% of their rolls resident in the borough.
11. The forecast for secondary school places continues to show that there is a need for additional school places showing Year 7 pupil numbers continuing to rise to a peak in 2025/26 then continuing at a plateau. There is additional volatility in the future forecast, especially from the effects of the public health pandemic.
12. In terms of future secondary school places planning, officers have agreed with schools across the borough a potential supply of extra temporary Year 7 places

above the Published Admissions Number. This enables the LA to be confident that every pupil will be offered a place for September 2021. Some of these will be added into the computer process and allocated to meet parental preferences, after maximising offers to all schools. In terms of future, additional school places, the Department for Education is progressing the appraisal of their proposed secondary free school.

13. The DfE and other boroughs agree the projections are not a simple reliable indicator. The 2021 national offer day data will help check to understand where projections are most accurate, though applications this year have been affected by Covid, as more parents choose to home-educate and some families have moved away due to the economic impacts. However, more pupils could return to the borough and apply to schools before the end of 2021. As set out above, at this stage there is not a case for creating further secondary places, beyond the new free school and the expansion of Harlington that are both now in the formal consultation and planning process.

Special Provision

14. The roll in the seven special schools roll in October 2020 was 883, a rise of 62% since 2012. Many of the schools are now full to capacity. The total number of resident pupils with Education Health Care Plans (EHCPs) has doubled over the past ten years and rose by 18.5% from 2019-2020, mainly due to the completion of plans begun in previous years. These pupils are receiving the education and care they need due to the response and care from the special schools, many mainstream schools and SENCOs.
15. The 18.5% increase in the past year in the number of EHCPs was far higher than ever before, beyond predictions and has created pressure on mainstream and special schools and SRPs; and on the SEND services to manage all the extra demands for EHCP assessments and placements to be arranged. The current annual net growth in EHCPs is around 5%. Over the summer, some pupils moved into the borough with EHCPs.

Table 5 Pupils with Special Education Needs in Hillingdon Schools October 2020

Schools Type	No SEN %	SEN EHCP %	SEN Not EHCP %	Total Full Time Pupils
Special Schools	0	99.4%	0.6%	883
Nursery Schools	89.0%	1.2%	9.8%	82
Primary Schools	85.4%	3.3%	11.2%	29,995
Pupil Referral Unit	50.0%	0	50.0%	56
Secondary Schools	87.5%	4.0%	8.6%	21,269
	86.2%	3.6%	10.2%	52,285

16. The October 2020 Census shows 13.7% of all pupils in Hillingdon schools, have an education special need, that is 7,156 of 52,285.
 - Most, 5,294, receive SEN support in their mainstream school setting.
 - 1,873 pupils have an Education Health and Care Plan (EHCP) - 3.6% of total rolls.
 - Every EHCP names the prime category of special need and a school to meet it.
 - 43.8% of pupils with EHCPs are in mainstream schools, including Special Resourced Provision, making up 2% of the roll of mainstream school rolls.
 - The majority of pupils with SEND in our schools are residents, but some live out of borough and some resident pupils with SEN are in mainstream or special schools out of the borough, including independent schools and some residential.
 - In total 2,762 resident children and young people had an EHCP in October 2020. The number fluctuates constantly as some pupils move in and out of the borough and some pupils gain a plan and others have plans ceased as all their needs have been met.
17. Over the past few years, increasing numbers of pupils with SEN have their needs met in mainstream schools, and this trend is likely to rise. This is in part due to parental requests which form part of the statutory process for SEN placements and means the proportion of pupils with EHCPs and SEN varies substantially between schools. The LA must take parental preferences into account, amongst other criteria, and contact schools where the parent has stated it as a preference on the EHCP - but the LA may believe another school is equally suitable having considered the overall impact on the school and the best provision for each child.
18. From now until 2024, DfE funded and led Priority School Building Projects or Free Schools will update facilities and will create an extra 234 places in LBH special schools from 2021- 2024, including one extra new special free school. All these places will be commissioned for LBH residents and there will also be 36 new places in two new secondary units. This will reduce use of out of borough provision and lower placement costs, though some cross- borough movement and use of specialist provision will always be needed.
19. The planned expansions had been thought to be sufficient to meet need until the large rise in EHCPs in 2019-20 prompted further detailed refreshed planning. This is underway to project future needs of pupils and also consider the short term requirements. Investigations have begun with specific schools and Trusts to explore the potential for surplus places in mainstream schools to be repurposed to meet the demand for more special needs provision. This requires building and outdoor space and access and management commitment and staffing expertise, with the option to run in partnership with special schools, or as a satellite of an existing special school. These are models being developed across London and supported in principle by the DfE, but will require approval from the relevant governors, Trusts, DfE and the LA as commissioner.

Financial Implications

20. The financial implications are being reviewed of the different options for meeting future demand for special school places, both capital and revenue, as part of the

Council's budget setting process.

Background Papers

21. None.

ANNEXES

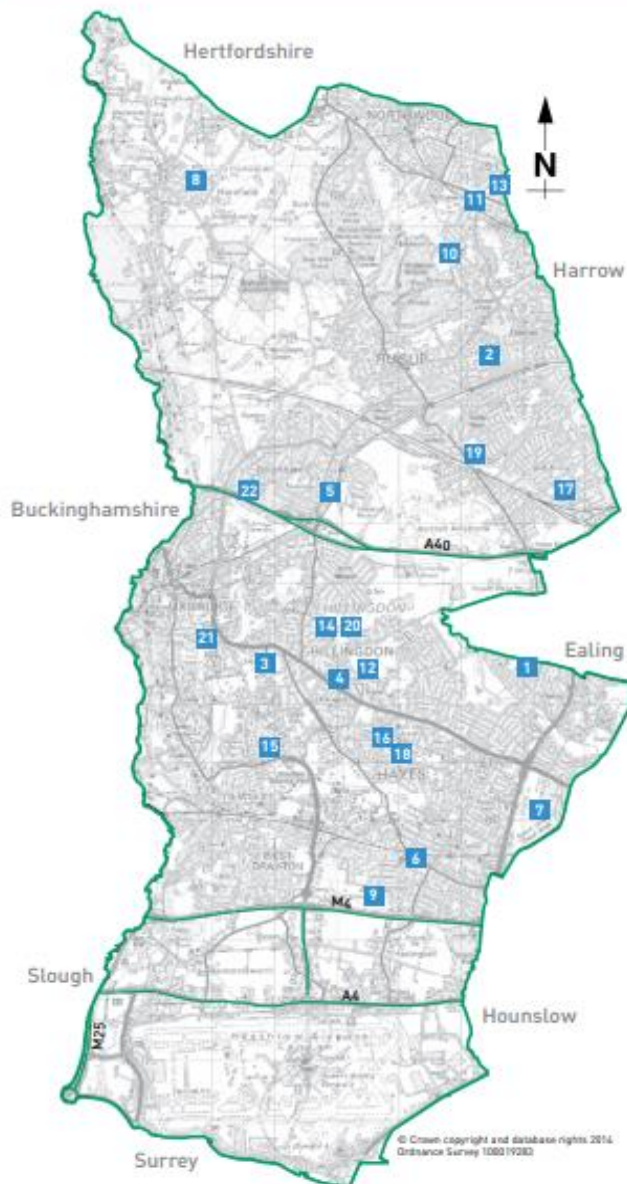
Annex 1 - Primary Planning Areas (PPA 1-14)



1. Harefield
2. Frithwood, Harlyn, Hillside, Holy Trinity CofE
3. Bishop Winnington Ingram CofE, Coteford, Warrender, Whiteheath
4. Breakspear, Glebe
5. Bourne, Deanesfield, Field End, Lady Bankes, Newnham, Ruislip Gardens, Sacred Heart RC, St Swithun Wells RC
6. Cowley St Laurence, Hermitage, John Locke Academy, St Andrew's CofE, St Andrews Park CofE, St Mary's RC, Whitehall
7. Highfield County, Hillingdon, Oak Farm, Ryefield, St Bernadette's RC
8. Charville, Grange Park, Hayes Park, Hewens
9. Belmore, Brookside, Yeading
10. Colham Manor, Rabbsfarm, St Matthew's CofE
11. Botwell House RC, Dr Triplett's CofE, Guru Nanak Sikh, Lake Farm Park Academy, Minet, Nanaksar Sikh, Rosedale College, Wood End Park
12. Cranford Park, Pinkwell, William Byrd
13. Harmondsworth, Heathrow
14. Cherry Lane, Laurel Lane, St Catherine's RC, St Martin's CofE, West Drayton

Annex 2 - Map of Hillingdon Secondary Schools

Where to find secondary schools in Hillingdon



Key

- A** Academy
- F** Foundation school
- S** Studio college (14 to 19 year olds only)
- U** University technical college (14 to 19 year olds only)

Please note: Each school's status is correct at the time of publication.

- 1** **A** Barnhill Community High School
Hayes (DfE 5412)
- 2** **A** Bishop Ramsey C of E School
Ruislip (DfE 4600)
- 3** **A** Bishopshalt School
Hillingdon (DfE 5400)
- 4** **S** De Salis Studio College
Hayes (DfE 4009)
- 5** **A** The Douay Martyrs School
Ickenham (DfE 5408)
- 6** **U** Global Academy
Hayes (DfE 4014)
- 7** **A** Guru Nanak Sikh Academy
Hayes (DfE 4654)
- 8** **A** The Harefield Academy
Harefield (DfE 6906)
- 9** **F** Harlington School
Hayes (DfE 5411)
- 10** **A** Haydon School
Eastcote (DfE 5401)
- 11** **U** UTC Heathrow
Northwood (DfE 4002)
- 12** **A** Hewens College
Hayes (DfE 5407)
- 13** **A** Northwood School
Northwood (DfE 5405)
- 14** **F** Oak Wood School
Hillingdon (DfE 5409)
- 15** **A** Park Academy West London
Yiewsley (DfE 4021)
- 16** **S** Parkside Studio College
Hayes (DfE 4000)
- 17** **A** Queensmead School
South Ruislip (DfE 5403)
- 18** **A** Rosedale College
Hayes (DfE 5406)
- 19** **A** Ruislip High School
Ruislip Manor (DfE 4023)
- 20** **A** Swakeleys School for Girls
Hillingdon (DfE 5410)
- 21** **A** Uxbridge High School
Uxbridge (DfE 5404)
- 22** **A** Vyners School
Ickenham (DfE 5402)