

Head Teachers Termly Meeting Autumn 2021

Thursday 11th November 2021

**Sharon Daye - Consultant in Public Health/Deputy
Director of Public Health**



HILLINGDON
LONDON

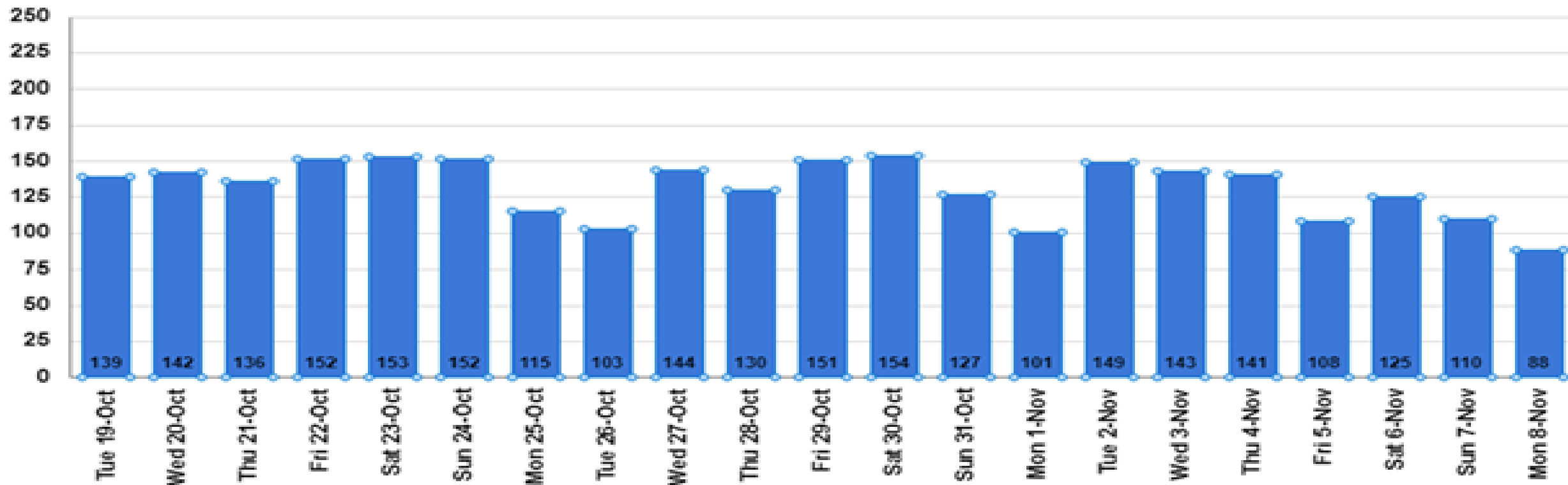
Content...

- COVID-19 - The Current Position - LBH
- COVID-19 - Current position for schools
- Questions, Issues and Concerns?

COVID-19 - Current position for Hillingdon...

1) Cases:

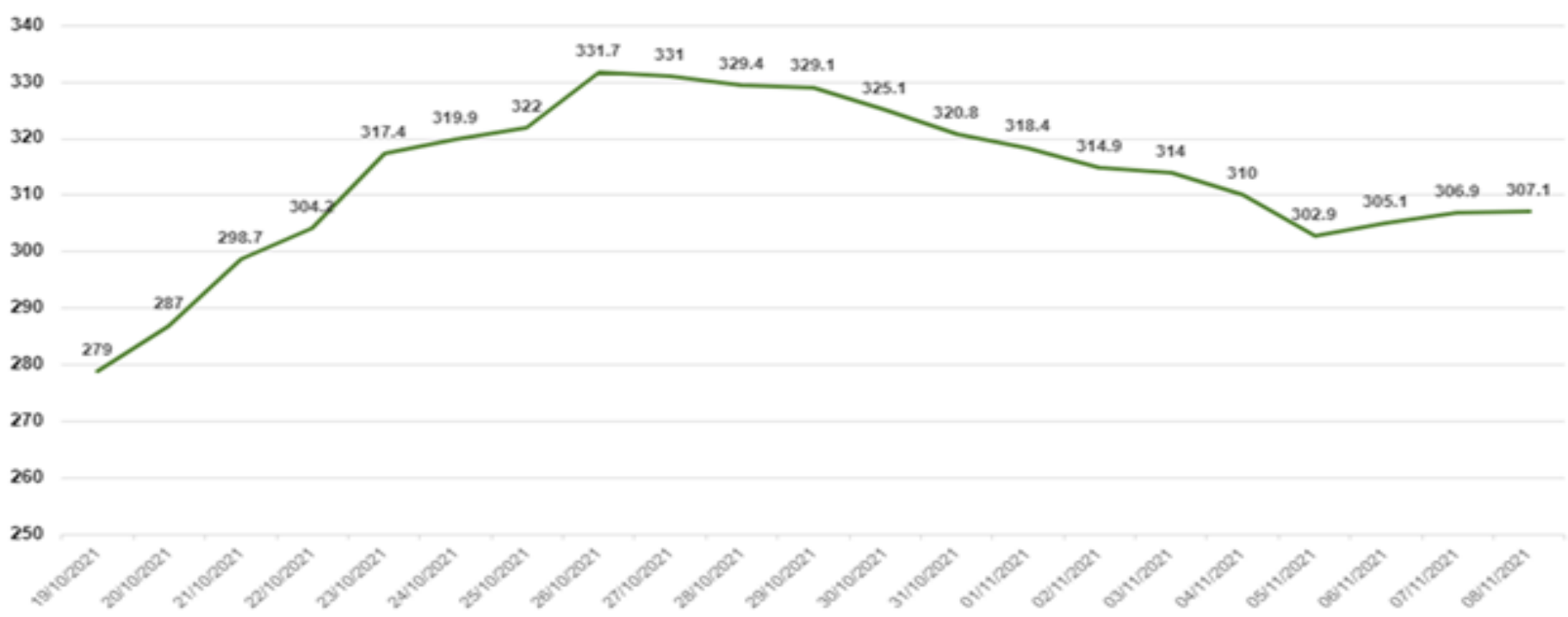
- In the seven days to the 8th Nov - LBH had **864 cases**;
- A drop of 5% on the week. Marks the second consecutive week where the cumulative total of cases is lower than the previous week. A similar pattern is evident in London which has seen a 10% drop in cases in the last week.



COVID-19 - Current position for Hillingdon

2) Rate per 100,00 Population:

- Rate per 100k in Hillingdon is down to **307.1**
- Over the last few days trend is slightly up - over the week Hillingdon is down from the 318 per 100k recorded on 1st Nov. The rate places Hillingdon 7th in London (no change from last week).
- The top 3 are Sutton 392.2, Hounslow 357.3 and Kingston Upon Thames - 348.1.



COVID-19 - Current position for Hillingdon...

Of the 864 cases:

- 272 are school children - equivalent to 31% of all cases. This is broadly the same proportion as last week - with secondary cases still forming the bulk.
- 4 cases at Heathrow (2 MQS and 2 airport)
- 11 cases have been recorded at the Immigration Removal Centre
- 7 social care cases.

COVID-19 - Current position for Hillingdon...

- The age and gender profile: The same trend that we saw at the end of Oct (children between 10-19 contracting before passing infection on to adults) remains.

Age Bracket	As of 8th Nov			
	Male	Female	Total	Rate per 100k
0-9	66	64	130	296.3
10-19	89	114	203	534.6
20-29	59	50	109	257.0
30-39	60	89	149	311.1
40-49	87	98	185	432.7
50-59	57	50	107	285.7
60-69	35	17	52	197.5
70-79	10	14	24	131.4
80-89	2	2	4	39.5
90+	0	2	2	90.0
Total	465	500	965	312.0



COVID-19 - Current position for Hillingdon

2) TEST POSITIVITY

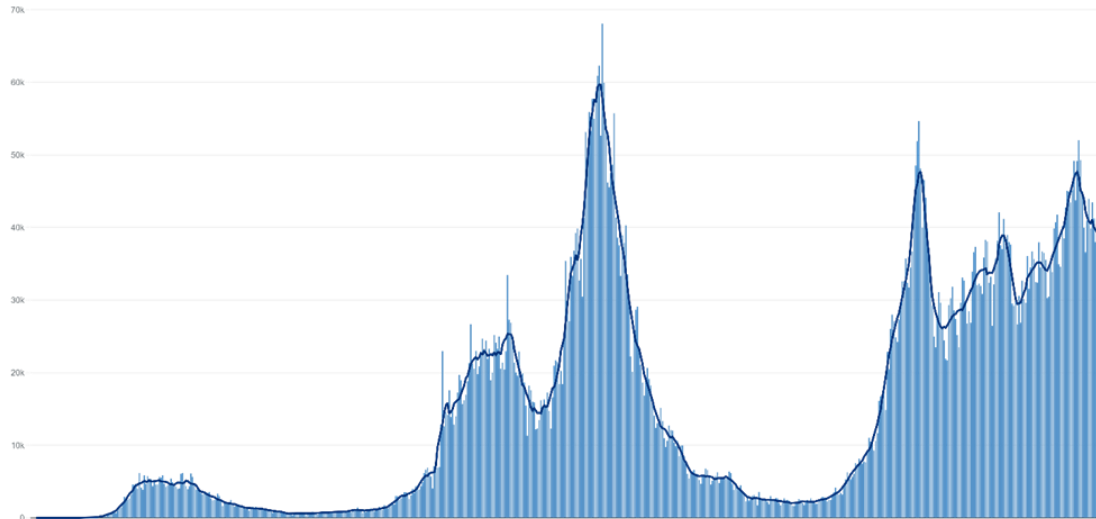
- Test positivity is up to 7.4%. This still places Hillingdon in Amber - albeit on the cusp of a Red rating.

3) VACCINATIONS:

- 1st dose completion is currently 84.7%.
- Second dose is 76.1%. Both are only marginally up on the week.

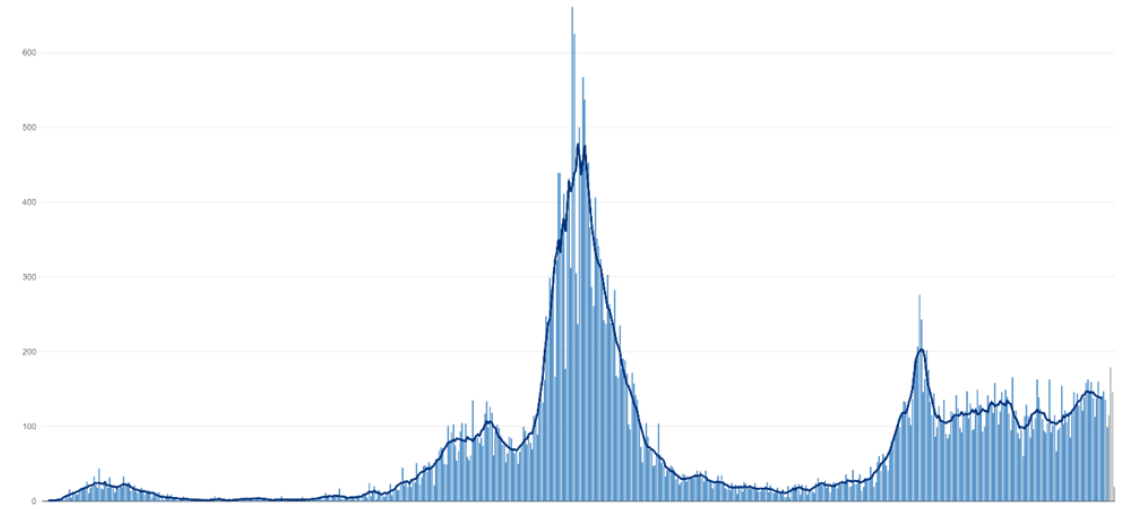
Total cases, national and Hillingdon

UK cases (daily high 81,478)



■ Number of cases — Cases (7-day average)

Hillingdon cases (daily high 659)

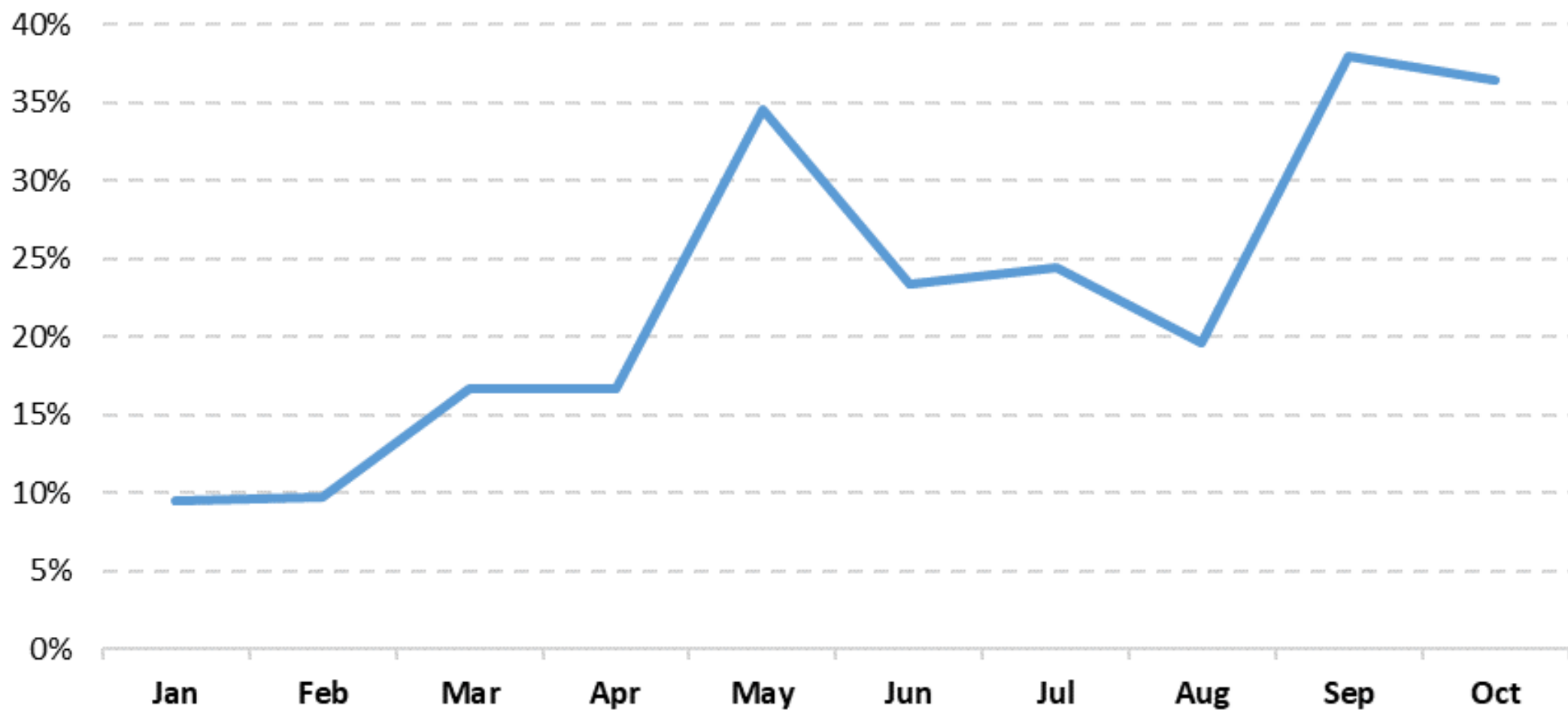


■ Number of cases — Cases (7-day average)

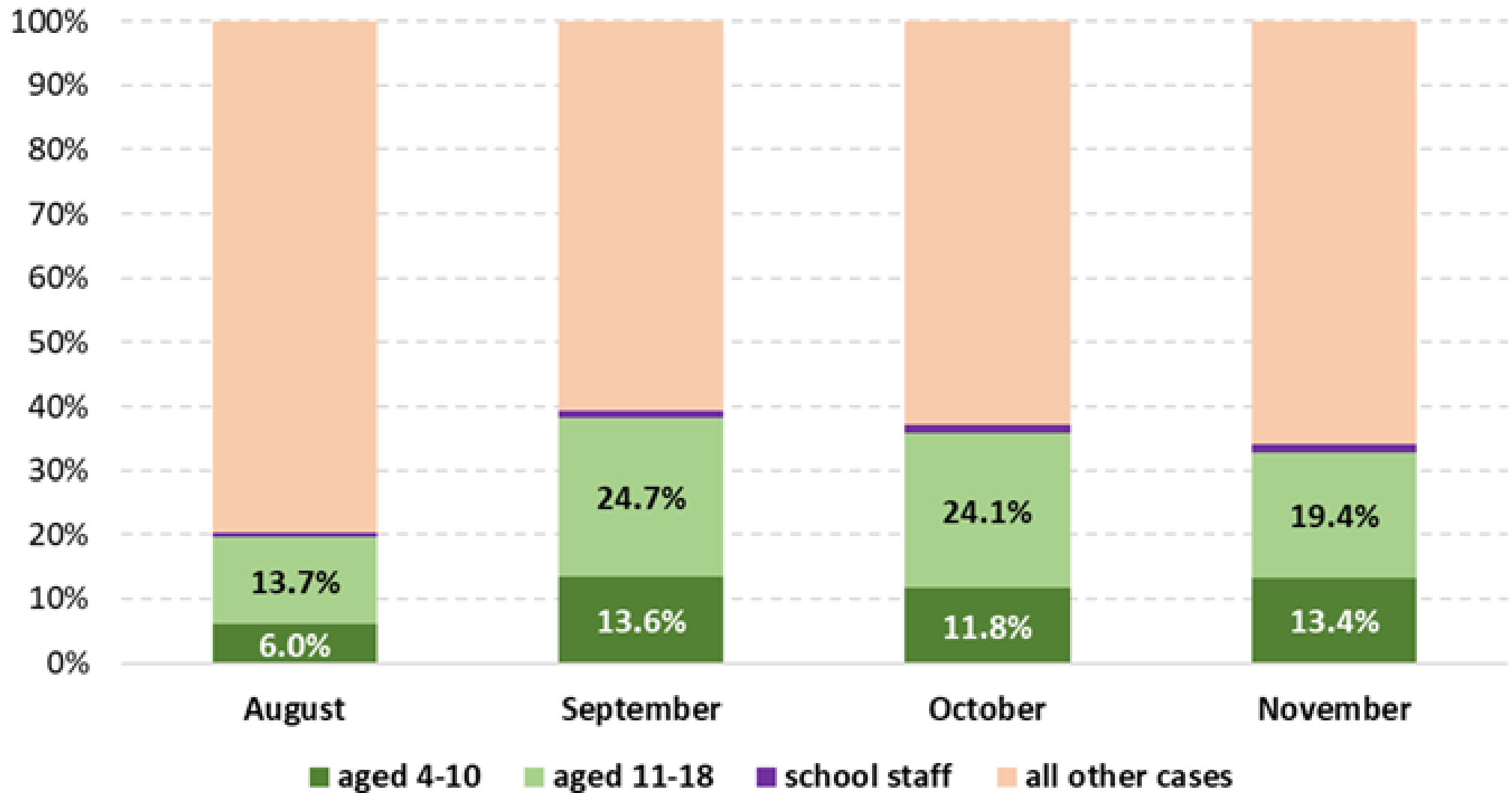
Total number of cases, last 7 months

	April	May	June	July	August	September	October
Total cases	498	578	1,089	4,269	3,682	3,418	4,016
Average per day	17	19	36	138	119	114	130

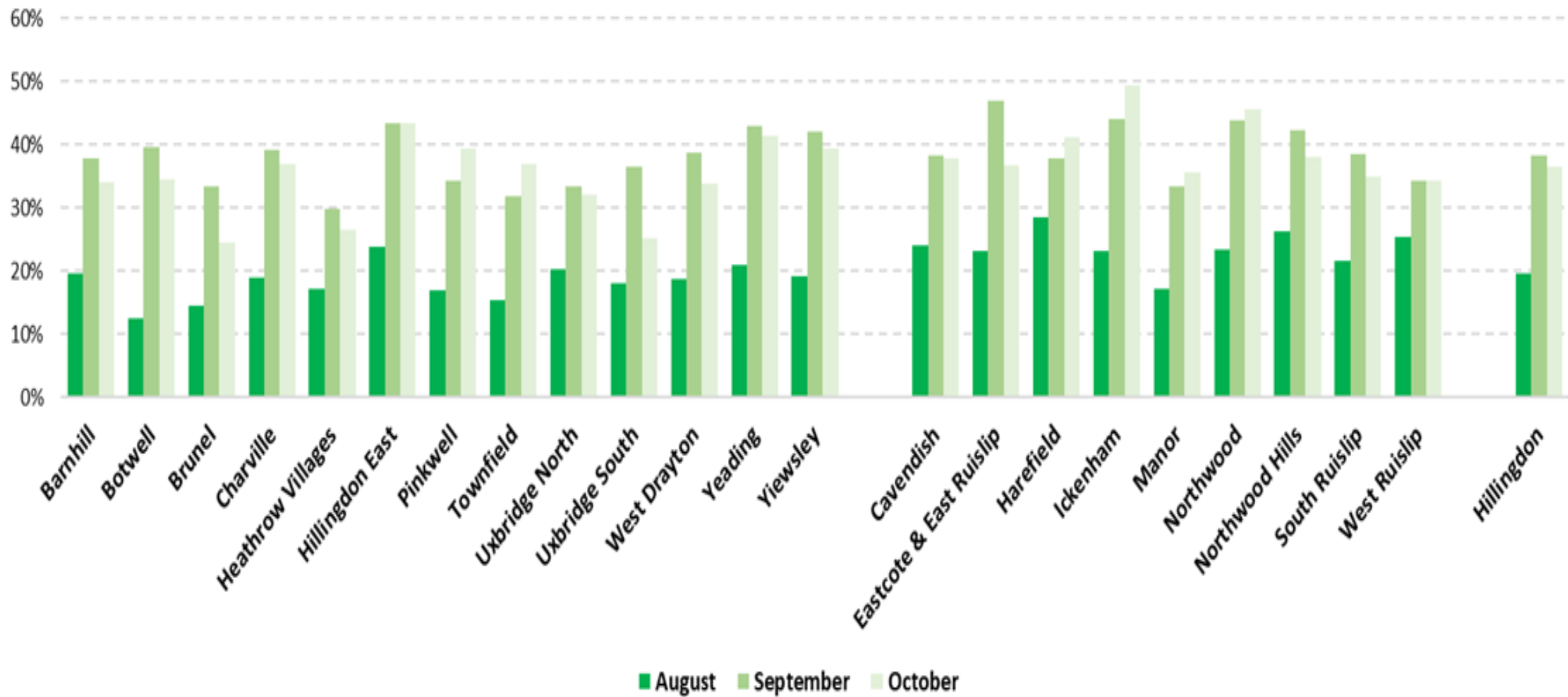
Cases in residents aged 4-18 as % of all cases, 2021



Percentage of cases - school age & staff



Cases in residents aged 4-18 as % of all cases, by home ward



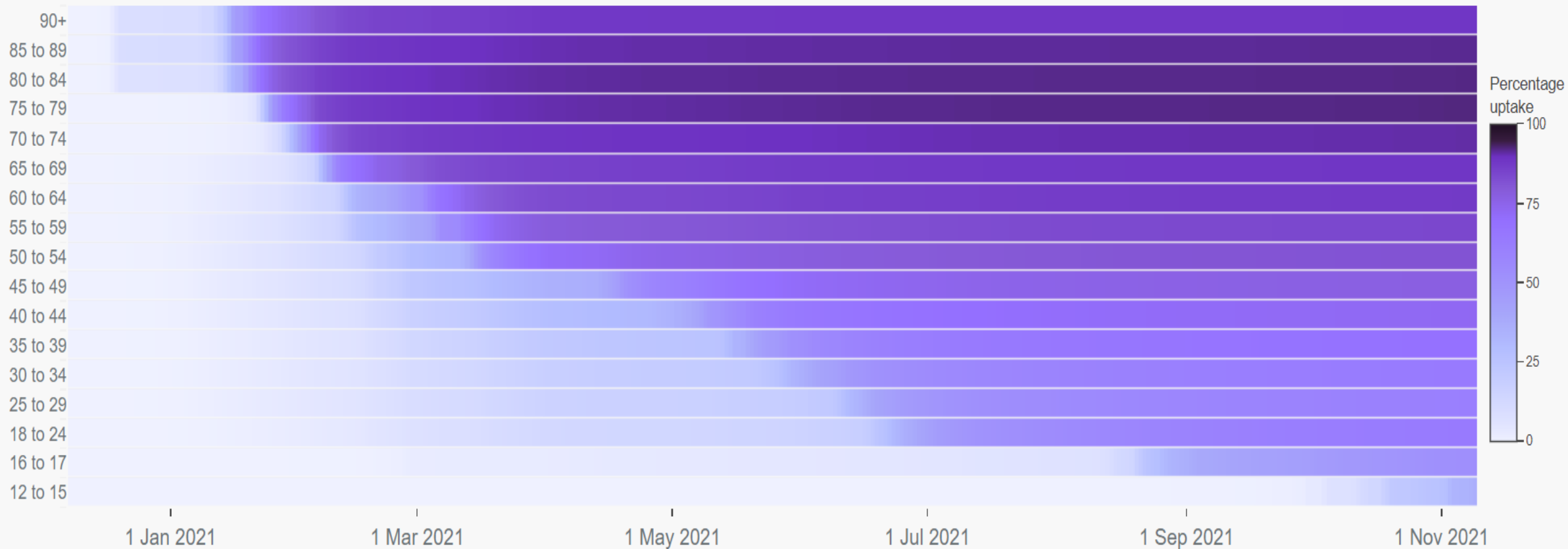
Vaccinations in Hillingdon ▼

denominator – see the About tab for more information.

Heatmap

About

all 6m 3m 1m



Latest vaccination uptake (12+)



DfE Threshold...

- 5 children, pupils, students or staff, who are likely to have mixed closely, test positive for COVID-19 within a 10-day period;

Or

- 10% of children, pupils, students or staff who are likely to have mixed closely test positive for COVID-19 within a 10-day period
- For special schools, residential settings, and settings that operate with 20 or fewer children, pupils, students and staff at any one time:
 - 2 children, pupils, students and staff, who are likely to have mixed closely, test positive for COVID-19 within a 10-day period



HILLINGDON
LONDON

Issues & Concerns?

Thank You



HILLINGDON
LONDON